



Potency Results

Sample Name: Soap
Client: Christine Robles
Client Batch ID:

Pinnacle-Analytics.com
 3549 Lear Way, Suite 101
 Medford OR 97504
 P:(541)300-8217

Sample ID: rC-H-581-F954

Date Sampled: 4/28/2025

Matrix: Flower

Date Reported: 5/1/2025

Prep Analyst: Jeff A.

Client License: N/A

Analysis Method: 0717363 H3 1-27-2025 #2.lcm

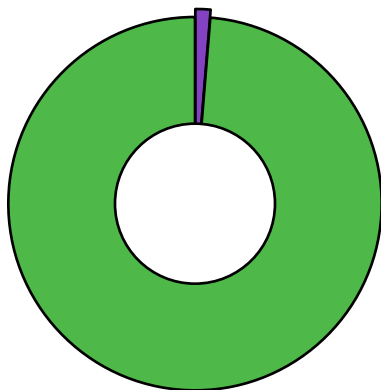
For R&D Purposes Only

Sampling Method: N/A

Reference Method: JCB 2009: HPLC/DAD

Analysis Batch: 5-1-2025 H3 581 Flower

Total THC (THCA*0.877+d9-THC) **19.3%**
Total CBD (CBDA*0.877+CBD) **0%**
Moisture Content **80.5%**



■ CBGA

■ THCA


Cannabinoid	% Weight	mg/g
CBDV	<LOQ	<LOQ
CBDA	<LOQ	<LOQ
CBGA	0.292	2.92
CBG	<LOQ	<LOQ
CBD	<LOQ	<LOQ
THCV	<LOQ	<LOQ
CBN	<LOQ	<LOQ
d9-THC	<LOQ	<LOQ
d8-THC	<LOQ	<LOQ
CBC	<LOQ	<LOQ
THCA	22.0	220.0
Total Cannabinoids	22.29	223.0

*ORELAP Accredited Analyte

Limit Of Quantitation: 0.1%, analyte not measured



These test results may not be altered or reproduced except in full without the permission of Pinnacle Analytics. These results were generated following the Oregon Administrative Rules and in accordance with the NELAP Institute under ORELAP License #4152
 Report generated by Flex_Potency_Rev1_2-9-2025


 Kris Ford, PhD
 Lab Director



Quality Control Results

Analyst: Jeff A.

Analysis Batch: 5-1-2025 H3 581 Flower

Pinnacle-Analytics.com
3549 Lear Way, Suite 101
Medford OR 97504
P:(541)300-8217

	Duplicate RPD		LCS % Recovery		Method Blank	
	H-0-F953-b	Limit	C-FL-050125	Limits	C-FB-050125	Limit
CBDA	<LOQ%	30%	104.0%	90-110%	<LOQ/2	LOQ/2
CBD	<LOQ%	30%	105.0%	90-110%	<LOQ/2	LOQ/2
d9-THC	<LOQ%	30%	103.0%	90-110%	<LOQ/2	LOQ/2
d8-THC	<LOQ%	30%	104.0%	90-110%	<LOQ/2	LOQ/2
THCA	3.93%	10%	102.0%	90-110%	<LOQ/2	LOQ/2


RPD: Relative Percent Difference between unknown sample and its duplicate

LCS: Laboratory Control Sample with known concentration

Case Comments: There were no divergences from ordinary Quality Control procedures or SOPs.



These test results may not be altered or reproduced except in full without the permission of Pinnacle Analytics. These results were generated following the Oregon Administrative Rules and in accordance with the NELAP Institute under ORELAP License #4152
Report generated by Flex_Potency_Rev1_2-9-2025


Kris Ford, PhD
Lab Director